WORLD MARKETS AT A GLANCE

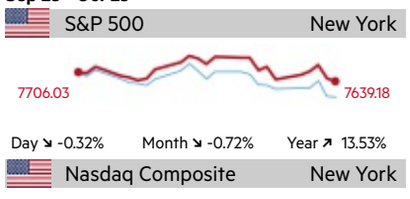
FT.COM/MARKETSDATA

Change during previous day's trading (%)

S&P 500	Nasdaq Composite	Dow Jones Ind	FTSE 100	FTSE EuroFirst	Nikkei	Hang Seng	FTSE All World	$ per €	$ per £	¥ per $	£ per €	Oil Brent $	Gold $
-0.32%	0.13%	-1.04%	-0.32%	-0.30%	-0.34%	0.69%	-0.11%	0.0580%	0.1571%	-0.2894%	-0.0955%	5.35%	-1.23%

Stock Market movements over last 30 days, with the FTSE All-World in the same currency as a comparison

AMERICAS



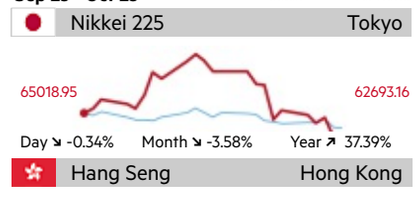


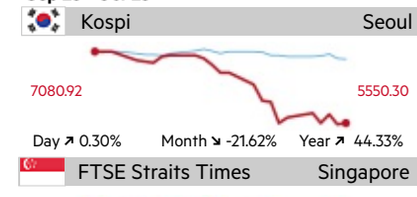
EUROPE





ASIA





Country	Index	Latest	Previous
Australia	All Ordinaries	8905.80	8917.10
Australia	S&P ASX 200	8795.20	8793.20
Australia	S&P ASX 200 Res	6990.00	7244.00
Austria	ATX	6270.26	6263.95
Belgium	BEL 20	5781.80	5736.27
Belgium	BEL Mid	6399.16	6334.62
Brazil	IBovespa	203728.05	204120.12
Canada	S&P TSX 60	2131.23	2141.35
Canada	S&P TSX Comp	35819.47	35973.45
Chile	SSⅈP/CLX IGPA GEN	56920.02	56920.02
China	China FTSE A200	10320.74	10176.95
China	China Shanghai A	3869.39	3835.45
China	China Shanghai B	283.96	278.93
China	China Shanghai Comp	3690.48	3658.03
China	Shenzhen A	2315.39	2260.10
China	Shenzhen B	1148.08	1142.60
Croatia	CROBEX	4561.88	4562.48
Cyprus	CSE M&P GEN	304.11	306.78

Country	Index	Latest	Previous
Czech Republic	Czech Republic PX	2583.78	2623.63
Denmark	OMXC Copenhagen 20	1563.39	1577.73
Egypt	EGX 30	51052.30	51052.30
Estonia	OMX Tallinn	2270.71	2278.07
Finland	OMX Helsinki General	12904.31	12948.97
France	French CAC40	7782.82	7811.26
France	SBF 120	5903.10	5923.14
Germany	M-DAX	29876.31	30085.87
Germany	Tec-Dax	4024.30	4060.43
Germany	XETRA Dax	25181.65	25371.75
Greece	Athens	2530.46	2587.93
Greece	FTSE/ASEA	6457.97	6617.21
Hong Kong	Hang Seng	23093.37	22934.68
Hong Kong	HS China Enterprises	7756.25	7689.19
Hong Kong	HSCC Red Chip	3842.67	3835.17
Hungary	Bux	142048.59	142048.59
India	BSE Sensex	73123.83	73249.39
Indonesia	Jakarta Comp	5439.26	5387.90

Country	Index	Latest	Previous
Ireland	ISEQ Overall	13938.20	14026.41
Israel	Tel Aviv 125	4034.99	4067.91
Italy	FTSE Italia All-Share	51048.43	50900.59
Italy	FTSE Italia Mid Cap	58858.59	59250.80
Italy	FTSE MIB	48558.86	48383.66
Japan	Nikkei 225	62693.16	62907.84
Japan	Topix	3965.81	3997.50
Kuwait	KSX Market Index	8278.92	8278.92
Latvia	OMX Riga	978.91	967.02
Luxembourg	LuxX	1761.38	1773.32
Mexico	IPC Mexico City	69761.80	69889.73
Malaysia	FTSE Bursa KLCI	1611.56	1608.14
Morocco	MASI	17054.31	17134.15
Netherlands	AEX	1131.63	1129.75
Netherlands	AEX All Share	1500.83	1498.79
New Zealand	NZX 50	13733.93	13746.84
Nigeria	SE All Share	247222.27	244956.94

Country	Index	Latest	Previous
Norway	Oslo All Share	2531.58	2505.39
Pakistan	KSE 100	162374.87	163924.32
Philippines	Manila Comp	5728.63	5779.73
Poland	Wig	157362.56	158154.14
Portugal	PSI 20	9244.62	9237.82
Portugal	PSI General	6277.53	6271.63
Romania	Romania BET Index	34678.23	35018.02
Russia	Russia Traded Index in USD	988.10	988.10
Saudi Arabia	TADAWUL All Share Index	9695.86	9695.86
Singapore	FTSE Straits Times	5422.16	5415.14
Slovakia	SAX	320.30	318.28
Slovenia	SBI TOP	2988.83	3014.84
South Africa	FTSE/JSE All Share	108020.14	108525.49
South Africa	FTSE/JSE Res	61883.57	62595.50
South Africa	FTSE/JSE Top 40	99990.91	100543.39
South Korea	Kospi	5550.30	5533.77
South Korea	Kospi 200	862.77	858.02
Spain	Spain IBEX 35	18989.80	18913.50

Country	Index	Latest	Previous
Sweden	OMX Stockholm 30	3175.70	3162.78
Sweden	OMX Stockholm AS	1106.54	1104.22
Switzerland	SMI Index	14462.36	14547.97
Taiwan	Weighted Stock Index	46041.43	46041.43
Thailand	Bangkok SET	1562.67	1562.67
Turkiye	BIST 100	11116.99	11220.37
UK	FTSE 100	10690.36	10725.03
UK	FTSE 4Good UK	9355.63	9365.97
UK	FTSE All Share	5760.23	5776.13
UK	FTSE techMARK 100	9426.61	9447.22
U.S.A.	Dow Jones Composite	16371.66	16560.58
U.S.A.	Dow Jones Industrial	52319.46	52867.98
U.S.A.	Dow Jones Transport	19967.05	20294.43
U.S.A.	Dow Jones Utilities	420.21	423.60
U.S.A.	Nasdaq 100	29068.18	28958.69
U.S.A.	Nasdaq Composite	26042.64	26008.86
U.S.A.	NYSE Composite	24122.24	24275.53
U.S.A.	S&P 500	7639.18	7663.43

Country	Index	Latest	Previous
Venezuela	IBC	8988.91	9501.02
Vietnam	Viet Nam Index	1774.15	1760.63
Cross-Border	Euro Stoxx 50 (Eur)	6068.22	6087.01
Netherlands	Euronext 100 ID	1844.49	1844.41
Cross-Border	FTSE 4Good Global ($)	20877.58	20918.01
Cross-Border	FTSE All World ($)	736.90	738.70
Cross-Border	FTSE E300	2536.70	2544.22
Cross-Border	FTSE Eurotop 100	4894.87	4910.10
Cross-Border	FTSE Global 100 ($)	5645.92	5651.90
Cross-Border	FTSE Gold Min ($)	5249.48	5249.48
Cross-Border	FTSE Latibex Top (Eur)	6935.70	6912.60
Cross-Border	FTSE World ($)	1381.53	1385.20
Cross-Border	FTSEurofirst 100 (Eur)	6974.93	6990.37
Cross-Border	FTSEurofirst 80 (Eur)	8244.67	8272.27

STOCK MARKET: BIGGEST MOVERS

AMERICA

ACTIVE STOCKS	stock traded m's	close price	Day's change
Intel	41.88	87.25	1.76
Nvidia	37.77	211.88	-0.33
Tesla	22.90	370.38	-4.20
Apple	18.36	346.84	-1.38
Netflix	14.62	66.91	-0.14
Moderna	14.19	205.69	-
Amazon.com	13.13	249.38	-1.00
Comcast	12.90	22.70	-0.14
Huntington Bancshares	12.82	15.74	0.09
Micron Technology	12.33	885.86	29.36

BIGGEST MOVERS	Close price	Day's change	Day's change%
Ups			
Crown Castle Int	85.88	7.05	8.94
SLB	53.32	3.77	7.61
Halliburton	35.25	2.06	6.21
Palo Alto Networks	376.57	21.65	6.10
CrowdStrike Hldgs	251.50	13.56	5.70
Downs			
AT&T	21.45	-1.29	-5.69
Dollar Tree	123.64	-7.40	-5.65
T Mobile	149.97	-8.82	-5.55
Dollar General	131.48	-7.63	-5.48
CBRE Group	124.59	-6.65	-5.07

LONDON

ACTIVE STOCKS	stock traded m's	close price	Day's change
Lloyds Bkg Gp	105.12	1.01	-
W.A.G Payment Solutions	90.49	1.05	-0.05
BP	67.07	6.38	0.27
Barclays	46.78	4.07	-0.02
Rolls-Royce	40.18	11.64	-0.95
Glencore	39.90	5.38	0.01
HSBC	35.99	13.52	-0.15
Taylor Wimpey	31.38	0.83	0.01
Vodafone	30.16	1.18	-0.02
Haleon	19.24	3.81	-0.01

BIGGEST MOVERS	Close price	Day's change	Day's change%
Ups			
NCC Group	1.65	0.08	5.10
Marshalls	1.74	0.08	4.69
Diversified Energy	11.02	0.46	4.36
BP	6.38	0.27	4.35
HG Capital	3.98	0.14	3.78
Downs			
Rolls-Royce	11.64	-0.95	-7.57
Trainline	2.11	-0.15	-6.56
Fresnillo	23.09	-1.53	-6.21
Diploma	68.90	-3.70	-5.10
Computacenter	45.90	-2.40	-4.97

EURO MARKETS

ACTIVE STOCKS	stock traded m's	close price	Day's change
Stellantis	73.17	3.56	-0.24
Intesa Sanpaolo	49.06	5.86	0.02
Banco Santander	26.87	11.51	0.03
Nokia	21.98	7.37	-0.06
Royal KPN	17.44	4.11	-0.06
Eni	16.00	27.65	1.52
Banco De Sabadell	15.23	3.45	-
Iberdrola	13.86	21.90	0.16
Enel	13.49	9.22	0.02
Telia Co	9.57	48.23	-0.03

BIGGEST MOVERS	Close price	Day's change	Day's change%
Ups			
Sodexo	59.95	3.55	6.29
Eni	27.65	1.52	5.82
L'Oreal	436.30	23.30	5.64
UCB Cap	272.70	13.60	5.25
Equinor	453.80	22.00	5.09
Downs			
Kering	178.12	-35.38	-16.57
Safran	271.80	-30.20	-10.00
Richemont	161.45	-11.00	-6.38
Stellantis	3.56	-0.24	-6.29
Norsk Hydro	67.40	-4.36	-6.08

TOKYO

ACTIVE STOCKS	stock traded m's	close price	Day's change
Nippon Tel & Tel	247.94	174.80	-3.30
Tokio Marine Hldgs	121.03	572.20	1.10
SoftBank Corp	107.64	237.40	-9.20
SoftBank Grp Corp	73.18	4276.00	-29.00
Mitsubishi UFJ	56.65	3295.00	-78.00
Nissan Motor Co	53.06	268.70	-0.90
Fujikura	39.06	4037.00	-41.00
Taiyo Yuden	34.61	8364.00	-336.00
Sumitomo Mitsui Fin'l Grp	31.53	3114.00	-57.00
Sumitomo Electric Ind	30.58	1832.50	-45.50

BIGGEST MOVERS	Close price	Day's change	Day's change%
Ups			
Aeon Co	1181.00	51.00	4.51
Shiseido	3709.00	140.00	3.92
Mitsubishi Estate	3878.00	104.00	2.76
Chugai Pharmaceuticals	6795.00	181.00	2.74
Sumitomo Realty & Dev	3331.00	86.00	2.65
Downs			
TDK	2624.50	-156.00	-5.61
Hitachi	5562.00	-254.00	-4.37
Chiba Bank	2371.50	-95.50	-3.87
Taiyo Yuden	8364.00	-336.00	-3.86
Nitto Denko	3568.00	-141.00	-3.80

UK MARKET WINNERS & LOSERS

FTSE 100	price(£)	% Chg week	% Chg ytd
Winners			
Experian	31.08	9.51	-7.58
Lon Stock Ex	95.10	8.46	6.23
Rentokil Initial	3.39	7.31	-24.25
Smith & Nephew	11.53	6.32	-6.90
The Sage Grp	11.87	5.79	9.60
Barratt Redrow	3.26	4.68	-14.35
RELX	30.39	4.29	0.63
Compass	25.36	3.99	7.26
BP	6.38	3.97	47.53
ConvaTec	2.46	3.45	1.23
Losers			
Fresnillo	23.09	-15.08	-30.74
Rolls-Royce	11.64	-13.80	1.23
Diploma	68.90	-12.67	30.12
Antofagasta	30.48	-10.35	-7.04
Computacenter	45.90	-10.00	56.66
Aberdeen Group	2.16	-9.64	4.86
Anglo American	36.63	-9.49	18.74
Rio Tinto	62.31	-8.58	3.95
Standard Chartered	19.59	-7.92	7.49
Endeavour	38.67	-7.84	-0.13

FTSE 250	price(£)	% Chg week	% Chg ytd
Winners			
Ocado Group	3.26	12.02	38.22
THG	0.40	12.02	-13.21
Wickes	2.31	8.45	-1.70
Pets At Home	2.39	7.94	20.91
Young & Co – A	11.82	7.26	59.73
NCC Group	1.65	6.87	18.53
Vistry Group	2.53	6.56	-60.49
Rathbones Group	17.12	6.47	-11.30
Taylor Wimpey	0.83	6.37	-23.24
HG Capital	3.98	5.99	-21.50
Losers			
Atalaya Mining Copper	8.00	-17.41	-6.49
Hochschild Mining	4.30	-16.87	-16.30
Morgan Advanced Materials	2.44	-14.24	11.93
Amaroq	0.98	-12.71	-9.91
RHI Magnesita	25.35	-12.59	-8.81
AEP Plantations	1.58	-12.21	15.47
Genuit Group	2.54	-11.81	-22.39
Oxford Instruments	24.96	-9.37	21.76
Pan African Res	1.08	-9.25	-10.83
Domino's Pizza	2.17	-8.59	25.14

FTSE Small Cap	price(£)	% Chg week	% Chg ytd
Winners			
Mobico Group	0.40	42.76	75.20
Ashtead Technology	6.08	17.15	96.13
Record	0.48	8.60	-14.59
Crest Nicholson Holdings	0.66	7.00	-54.22
Helical	1.87	5.06	-5.57
Mortgage Advice Bureau	3.82	4.51	-44.48
Fuller Smith & Turner	8.02	4.43	11.39
Vanquis Banking Gp	0.70	4.29	-41.05
Eurocell	1.45	3.57	11.11
Funding Circle Holdings	2.10	3.45	66.14
Losers			
City Of London Investment Grp	4.41	-15.19	16.98
Speedy Hire	0.13	-10.93	-47.84
Geiger Counter	0.43	-9.83	-28.17
Tullow Oil	0.11	-9.83	75.87
Liontrust Asset Management	2.77	-8.75	4.14
Sabre Ins Gp	1.69	-8.35	30.00
Future	2.88	-8.10	-45.26
India Capital Growth Fund	1.63	-7.39	-4.12
Aston Martin Lagonda	0.35	-7.35	-44.86
Ecora Royalties	1.49	-7.21	29.97

Industry Sectors	price(£)	%Chg week	%Chg ytd
Winners			
Finance & Credit Services	15190.83	8.00	4.90
Medical Equipment & Svcs	5733.19	5.35	-4.23
Hhold Goods & Home Const	8773.16	4.07	-18.66
Consumer Services	4448.07	3.99	7.26
Software & Computer Svcs	2104.96	3.15	3.09
Technology	1840.80	3.10	3.27
Oil Gas & Coal	12765.51	2.84	46.87
Energy	13411.05	2.81	46.80
Health Care	17349.15	2.63	-3.34
Pharmaceuticals & Biotech	24758.63	2.51	-3.42
Losers			
Alternative Energy	26.56	-16.71	20.78
Precious Metals & Mining	29785.05	-10.91	-13.73
Aerospace & Defense	20715.65	-9.49	3.18
Industrial Metals & Mining	8546.20	-8.69	15.17
Basic Materials	9456.29	-8.56	12.48
Techn Hardware & Equip	110.41	-6.66	82.22
Leisure Goods	37778.52	-5.67	-15.77
Industrials	10852.04	-5.47	3.76
Banks	8373.89	-5.43	5.66
Electronic & Electrical Equip	13713.70	-4.89	7.56

CURRENCIES

Oct 23	Closing Mid	DOLLAR Day's Change	Weeks Change	Closing Mid	EURO Day's Change	Weeks Change	Closing Mid	POUND Day's Change	Weeks Change
Argentine Peso	1528.2833	0.6153	15.0303	1712.2886	1.6823	9.4250	2045.6836	4.0317	25.0369
Australian Dollar	1.4223	-0.0039	-0.0133	1.5935	-0.0035	-0.0219	1.9038	-0.0022	-0.0130
Bahrainin Dinar	0.3772	-0.0003	-0.0003	0.4227	-0.0001	-0.0023	0.5049	–	–
Bolivian Boliviano	11.8400	0.0900	0.1600	13.2655	0.1085	0.1221	15.8484	0.1451	0.2522
Brazilian Real	5.0434	0.0003	-0.0391	5.6507	0.0036	-0.0687	6.7509	0.0110	-0.0358
Canadian Dollar	1.3982	-0.0053	-0.0158	1.5665	-0.0050	-0.0246	1.8715	-0.0041	-0.0166
Chilean Peso	989.6700	1.5100	8.2400	1108.8263	2.3341	4.4231	1324.7229	4.0964	14.2193
Chinese Yuan	6.6710	-0.0018	-0.0158	7.4741	0.0024	-0.0505	8.9294	0.0116	0.0006
Colombian Peso	3148.2000	-40.2500	-23.9800	3527.2434	-43.0237	-42.4109	4214.0234	-47.1809	-21.7888
Costa Rican Colon	454.3800	-1.1000	2.8800	509.0876	-0.9364	1.0144	608.2109	-0.5159	5.3224
Czech Koruna	21.7284	0.0499	0.1230	24.3445	0.0700	0.0320	29.0846	0.1123	0.2350
Danish Krone	6.6710	-0.0039	0.0285	7.4742	–	-0.0006	8.9295	0.0089	0.0598
Egyptian Pound	55.3000	-0.0100	1.8500	61.9582	0.0247	1.8109	74.0219	0.1028	2.6501
Hong Kong Dollar	7.8419	0.0054	-0.0060	8.7861	0.0111	-0.0451	10.4968	0.0236	0.0175
Hungarian Forint	327.2046	0.1896	5.2460	366.6000	0.4250	4.3000	437.9797	0.9405	0.8683
Indian Rupee	94.9437	0.1175	-0.0100	106.3749	0.1933	-0.4765	127.0870	0.3565	0.2953
Indonesian Rupiah	18045.0000	-5.0000	40.0000	20217.6180	6.1300	-43.4090	24154.1360	31.2120	112.0580
Israeli Shekel	3.1057	-0.0075	0.0102	3.4796	-0.0063	-0.0038	4.1571	-0.0035	0.0237
Japanese Yen	156.7600	-0.4550	-1.1700	175.6339	-0.4076	-2.0847	209.8311	-0.2789	-1.0528
Kenyan Shilling	129.8500	–	–	145.4839	0.0844	-0.6362	173.8108	0.2727	0.4220
Kuwaiti Dinar	0.3108	0.0001	–	0.3483	0.0003	-0.0015	0.4160	0.0008	0.0010
Malaysian Ringgit	4.0855	0.0018	0.0040	4.5774	0.0047	-0.0155	5.4687	0.0109	0.0186
Mexican Peso	18.6633	-0.0548	0.2200	20.9103	-0.0492	0.1562	24.9817	-0.0340	0.3545
New Zealand Dollar	1.7546	-0.0083	-0.0108	1.9658	-0.0083	-0.0208	2.3485	-0.0075	-0.0088
Nigerian Naira	1346.2100	7.7100	14.0550	1508.2938	9.5082	9.2196	1801.9697	13.1310	23.1429
Norwegian Krone	9.3324	-0.0210	-0.1024	10.4560	-0.0175	-0.1610	12.4918	-0.0086	-0.1065
Pakistani Rupee	276.7250	-0.0500	-0.1000	310.0427	0.1239	-1.4684	370.4103	0.5143	0.7658
Peruvian New Sol	3.4454	-0.0033	0.0244	3.8603	-0.0014	0.0106	4.6118	0.0028	0.0438
Philippine Peso	63.6150	0.0845	0.6450	71.2742	0.1360	0.4141	85.1518	0.2465	1.0680
Polish Zloty	3.9270	0.0194	0.0469	4.3998	0.0242	0.0335	5.2564	0.0341	0.0753
Romanian Leu	4.7740	-0.0024	0.0383	5.3487	0.0004	0.0197	6.3901	0.0068	0.0666
Russian Rouble	80.6500	-1.2500	-2.8250	90.3603	-1.3474	-3.5742	107.9541	-1.5013	-3.5101
Saudi Riyal	3.7532	0.0014	0.0004	4.2051	0.0040	-0.0179	5.0239	0.0098	0.0128
Singapore Dollar	1.2782	-0.0001	-0.0008	1.4321	0.0007	-0.0072	1.7109	0.0025	0.0030
South African Rand	16.6144	0.0994	0.1744	18.6148	0.1221	0.1149	22.2392	0.1677	0.2868
South Korean Won	1324.5000	0.8000	-8.3500	1483.9698	1.7567	-15.8863	1772.9095	3.8505	-6.8452
Swedish Krona	9.9250	-0.0003	0.0281	11.1200	0.0061	-0.0170	13.2851	0.0205	0.0698
Swiss Franc	0.8244	0.0008	0.0016	0.9237	0.0015	-0.0022	1.1035	0.0029	0.0049
Taiwan Dollar	32.6140	–	0.2180	36.5408	0.0212	0.0855	43.6555	0.0685	0.3971
Thai Baht	33.7325	–	0.2325	37.7939	0.0220	0.0963	45.1527	0.0709	0.4201
Tunisian Dinar	3.0013	-0.0009	0.0089	3.3626	0.0010	-0.0047	4.0174	0.0051	0.0210
UAE Dirham	3.6730	–	0.0004	4.1152	0.0024	-0.0177	4.9165	0.0077	0.0124
Pound Sterling	0.7471	-0.0012	-0.0018	0.8370	-0.0008	-0.0056	1.0000	–	–
Vietnamese Dong	25842.5000	-9.0000	-52.0000	28953.9370	6.7190	-185.1440	34591.4790	42.2410	14.5520
Euro	0.8925	-0.0005	0.0039	1.0000	–	–	1.1947	0.0012	0.0081

FTSE ACTUARIES SHARE INDICES

	£ Strlg Oct 23	Day's chg%	Euro Index	£ Strlg Oct 22	£ Strlg Oct 21	Year ago	Div Yield	Cover	P/E ratio	XD adj	Total Return
FTSE 100 (100)	10690.36	-0.32	9954.56	10725.03	10752.88	9931.38	3.05	2.22	14.75	281.70	12606.93
FTSE 100 ex Investment Trusts (95)	3497.78	-0.32	3257.03	3508.97	3517.19	3251.79	3.09	2.10	15.44	93.27	34475.44
FTSE 250 (251)	24237.39	0.11	22569.16	24211.71	24439.78	22470.38	3.16	2.74	11.56	642.58	22983.63
FTSE 250 ex Inv Co (164)	25329.41	-0.02	23586.02	25335.55	25550.40	23306.14	3.17	1.70	18.53	701.23	24621.27
FTSE 350 (351)	5823.51	-0.28	5422.68	5839.71	5859.12	5409.23	3.07	2.28	14.33	153.52	13611.64
FTSE 350 ex Investment Trusts (259)	5760.95	-0.30	5364.43	5778.06	5794.32	5351.90	3.10	2.07	15.64	154.01	6972.27
FTSE 350 Higher Yield (134)	5265.09	0.41	4902.70	5243.36	5254.02	4626.85	4.10	1.93	12.67	175.45	14649.02
FTSE 350 Lower Yield (217)	5712.08	-1.09	5318.93	5774.81	5802.71	5645.00	1.84	3.20	16.97	101.85	7626.93
FTSE SmallCap (174)	8134.28	-0.09	7574.41	8141.35	8231.96	7537.89	4.05	1.48	16.68	243.27	15809.10
FTSE SmallCap ex Inv Co (95)	6941.75	0.09	6463.96	6935.46	7025.32	6260.89	3.76	0.43	61.32	174.63	13962.03
FTSE SmallCap Financials ex Inv Co (13)	145.99	0.19	142.21	145.71	146.06	150.06	5.53	1.54	11.72	7.00	196.16
FTSE All-Share (525)	5760.23	-0.28	5363.76	5776.13	5795.87	5350.38	3.08	2.26	14.35	152.11	13597.00
FTSE All-Share ex Inv Co (354)	5656.62	-0.29	5267.29	5673.29	5689.62	5253.82	3.10	2.05	15.71	151.17	6950.77
FTSE Fledgling (41)	12735.64	-0.32	11859.06	12775.96	12758.11	13926.03	5.71	-10.11	-1.73	310.26	30938.57
FTSE Fledgling ex Inv Co (21)	16844.24	-0.48	15684.87	16924.75	16928.87	24338.42	5.93	-0.86	-19.57	617.81	39991.50
FTSE All-Small (215)	5640.68	-0.09	5252.44	5645.87	5707.14	5246.47	4.09	1.12	21.80	168.12	14046.53
FTSE All-Small ex Inv Co (116)	5205.27	0.08	4847.00	5201.23	5267.11	4745.49	3.81	0.39	67.72	131.75	13252.36
FTSE AIM All-Share (527)	746.67	-0.57	695.27	750.93	763.12	766.39	1.91	-2760.76	-0.02	11.33	942.74
FTSE All-Share Technology (19)	2240.09	-0.03	2085.90	2240.71	2209.34	2154.29	2.21	1.84	24.59	47.46	3515.04
FTSE All-Share Telecommunications (5)	2121.50	-0.91	1975.48	2141.02	2118.09	1838.12	3.31	0.80	37.63	41.30	4014.01
FTSE All-Share Health Care (12)	17172.19	-0.94	15990.25	17334.80	16873.74	17767.22	2.30	2.43	17.92	360.33	17480.33
FTSE All-Share Financials (231)	8053.04	-0.48	7498.76	8092.24	8203.97	7738.99	3.72	2.98	9.03	269.72	10578.49
FTSE All-Share Real Estate (37)	795.22	0.04	774.63	794.88	794.38	779.49	4.98	1.02	19.67	32.14	1005.47
FTSE All-Share Consumer Discretionary (68)	6198.86	-0.58	5772.20	6234.96	6272.29	6097.31	2.35	2.05	20.78	129.72	7212.79
FTSE All-Share Consumer Staples (28)	21264.05	-0.69	19800.47	21411.14	20982.05	20151.95